

**MINIMUM REQUIREMENTS  
FOR VILLAGE OF ALLEGANY  
SIDEWALK BLOCK REPLACEMENT**

#### 14.1.1.1 DEFINITIONS.

**CONTINUOUS PASSAGE.\*** A continuous unobstructed pedestrian circulation path within a public sidewalk connecting pedestrian areas, elements, and facilities in the public right-of-way to accessible routes on adjacent sites. A continuous passage is provided in lieu of an accessible route in a public right-of-way.

**PUBLIC RIGHT-OF-WAY.** The strip of land within the boundaries of which a public road and its appurtenances (e.g., shoulders, parkways, borders, and public sidewalks) are built or a public pedestrian easement providing access to a public facility through adjacent sites or properties.

**PUBLIC SIDEWALK.\*** An improved exterior pathway intended for pedestrian use along a vehicular way in the public right-of-way or in a public pedestrian easement.

**PUBLIC SIDEWALK CURB RAMP.** A combined ramp and landing within a public sidewalk to accomplish a change of level at a curbed or otherwise separated street crossing. A perpendicular public sidewalk curb ramp runs perpendicular to and cuts through the curb; it connects to a street crossing at the bottom of its ramp run and to a landing at the top. A diagonal public sidewalk curb ramp is a variant of a perpendicular public sidewalk curb ramp that is located at the midpoint of a curb radius and serves two intersecting crossing directions at a corner. A parallel public sidewalk curb ramp has a ramped surface that is coincident with the public sidewalk and runs parallel to the curb in the direction of travel; it connects to the public sidewalk at the top and to a landing at the bottom of its run. The landing of a parallel public sidewalk curb ramp connects to the street crossing.

**SITE INFEASIBILITY.** Existing site development conditions that prohibit the incorporation of elements, spaces, or features which are in full and strict compliance with the minimum requirements for new construction in the public right-of-way and which are necessary for pedestrian access, circulation, and use.

#### 14.2\* NEW CONSTRUCTION: MINIMUM REQUIREMENTS.

**14.2.1\* PUBLIC SIDEWALKS.** Where provided, public sidewalks shall contain a continuous passage. The continuous passage shall connect to elements covered by section 14 and accessible routes provided on adjacent sites. Public sidewalks and the continuous passage within them shall comply with the following requirements:

##### 14.2.1(1) Width.

14.2.1(1)(a) The minimum clear width of a continuous passage shall be 36 in (915 mm). If a person in a wheelchair must make a turn around an obstruction, the minimum clear width of the continuous passage shall be as shown in Fig. 7(a) and 7(b).

14.2.1(1)(b) Public sidewalks less than 60 in (1525 mm) in continuous width shall provide passing space at reasonable intervals not to exceed 200 ft (61 m). Passing space shall provide a 60 in by 60 in (1525 mm by 1525 mm) minimum clear space and may be provided at driveways, at building entrances, and at public sidewalk intersections.

##### 14.2.1(2) Slope.

14.2.1(2)(a)\* The minimum feasible public sidewalk running slope consistent with slopes established for adjacent roadways shall be provided.

14.2.1(2)(b)\* Public sidewalk cross slope shall not exceed 1:50 (2 percent). Where public sidewalk intersections in the public right-of-way serve two directions of travel, the slope in any direction shall not exceed 1:50.

##### 14.2.1(3) Surfaces.

14.2.1(3)(a) Surfaces of public sidewalks shall be stable, firm, and slip-resistant and shall lie generally in a continuous plane with a minimum of surface warping.

14.2.1(3)(b) Changes in level up to 1/4 in (6 mm) may be vertical and without edge treatment (see Fig. 7(c)). Changes in level between 1/4 in and 1/2 in (6 mm and 13 mm) shall be beveled with a slope no greater than

1:2 (see Fig. 7(d)). Changes in level greater than 1/2 in (13 mm) shall be accomplished by means of a public sidewalk curb ramp that complies with 14.2.4, a ramp that complies with 4.8 (Ramps), or an elevator that complies with 4.10 (Elevators).

14.2.1(3)(c) Gratings in public sidewalks shall have spaces no greater than 1/2 in (13 mm) wide in the direction(s) of traffic flow and shall not be located in the continuous passage.

14.2.1(3)(d) Where public sidewalks cross rail systems at grade, the surface of the continuous passage shall be level and flush with the rail top at the outer edge and between the rails. The horizontal gap on the inner edge of each rail shall be the minimum necessary to allow passage of wheel flanges and shall not exceed 2-1/2 in (64 mm) maximum.

14.2.1(4) Separation. Public sidewalks shall be raised to curb height or separated from vehicular ways by curbs, planted parkways, or other barriers, which shall be continuous except where interrupted by driveways, alleys, or connections to accessible elements.

EXCEPTION: Unseparated public sidewalks may be constructed along undeveloped frontages of rural roadways.

#### 14.2.2\* PROTRUDING OBJECTS.

14.2.2(1) Wall-Mounted Objects. Objects projecting from walls (e.g., signs, fixtures, telephones, canopies) with their leading edges between 27 in and 80 in (685 mm and 2030 mm) above the finished public sidewalk shall protrude no more than 4 in (100 mm) into any portion of a public sidewalk (see Fig. 8(a)). Objects mounted with their leading edges located less than 27 in (685 mm) or more than 80 in (2030 mm) above the finished public sidewalk may project any amount provided that they do not reduce the required continuous passage along the public sidewalk (see Figs. 8(a) and 8(b)).

14.2.2(2) Pole-Mounted Objects. Free-standing objects mounted on posts or pylons may overhang their mountings a maximum of 12 in (305 mm) when located between 27 in and 80 in (685 mm and 2030 mm) above the finished public sidewalk provided that they do not reduce the required continuous passage along the public sidewalk (see Fig. 8(d)).

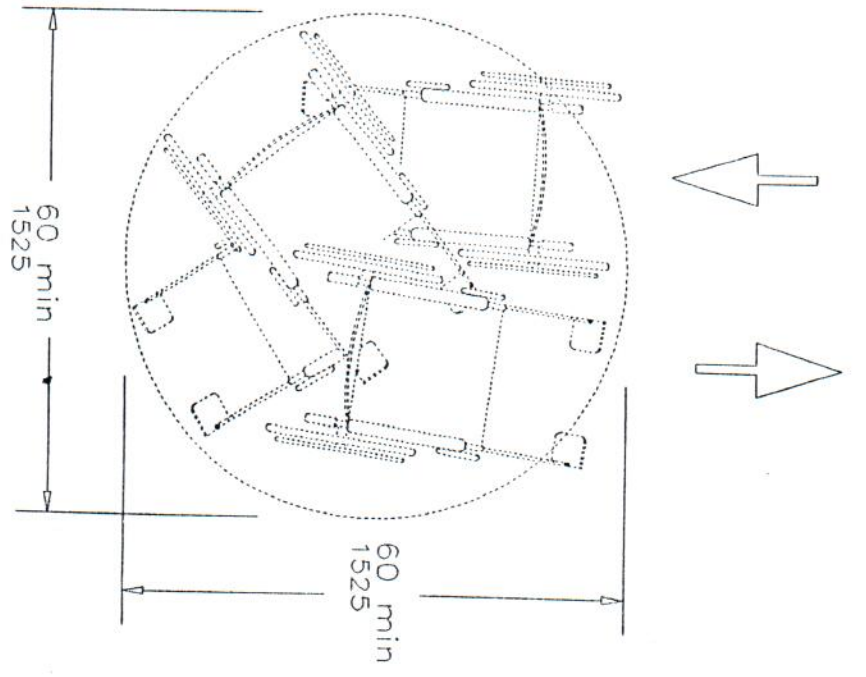
14.2.2(3) Head Room. Where the vertical clearance of an area on or adjoining a public sidewalk or continuous passage is less than 80 in (2030 mm) (e.g., at the underside of projecting stairs or other elements that exceed a 4 in (100 mm) profile when mounted from a wall), guardrails or other barriers shall be provided. Leading edges of such barriers shall be located less than 27 in (685 mm) above the finished public sidewalk, as shown in Fig. 8(c-1). Barriers shall not reduce the required continuous passage.

14.2.3\* FIXED STREET FURNISHINGS. Where provided for pedestrian use or operation, fixed street furnishings installed on or adjacent to a public sidewalk and accessed from the public pedestrian right-of-way shall be connected to the continuous passage and shall comply with the applicable following provisions:

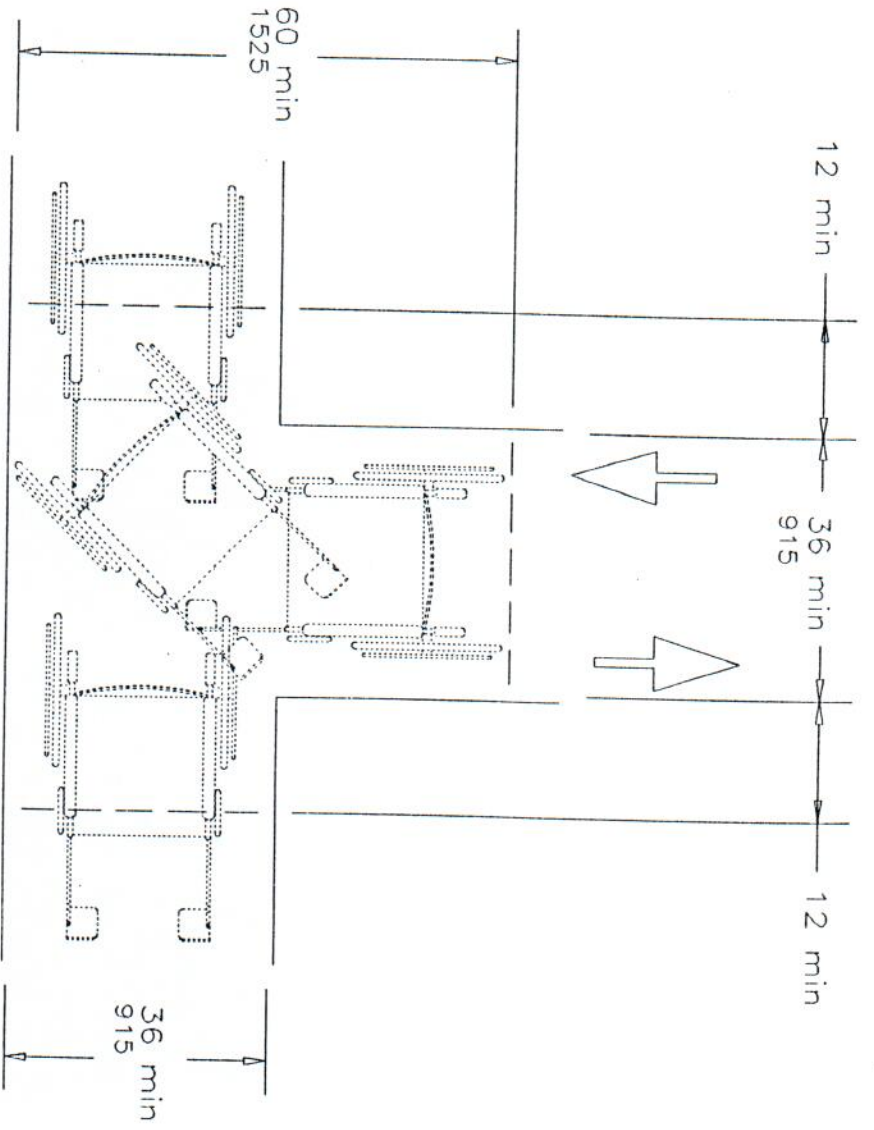
14.2.3(1) Drinking Fountains. Where drinking fountains are provided at a location, they shall be accessible to individuals who use wheelchairs in accordance with 4.15 and to those who have difficulty bending or stooping. This can be accomplished by the use of a "hi-lo" fountain; by providing one fountain accessible to those who use wheelchairs and one fountain at a standard height convenient for those who have difficulty bending, or by such other means as would achieve the required accessibility for each group.

Table GR1  
Graphic Conventions

Convention	Description
	Typical dimension line showing U.S. customary units (inches) above the line and SI units (in millimeters) below
	Dimensions for short distances indicated on extended line
	Dimension line showing alternate dimensions required
	Direction of approach
max	Maximum
min	Minimum
	Boundary of clear floor area
	Centerline

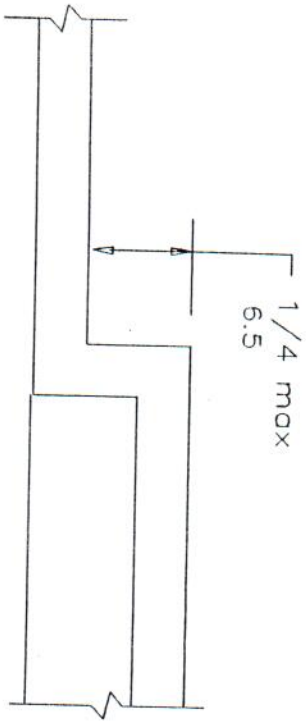


(a)  
60" (1525 mm) Diameter Space

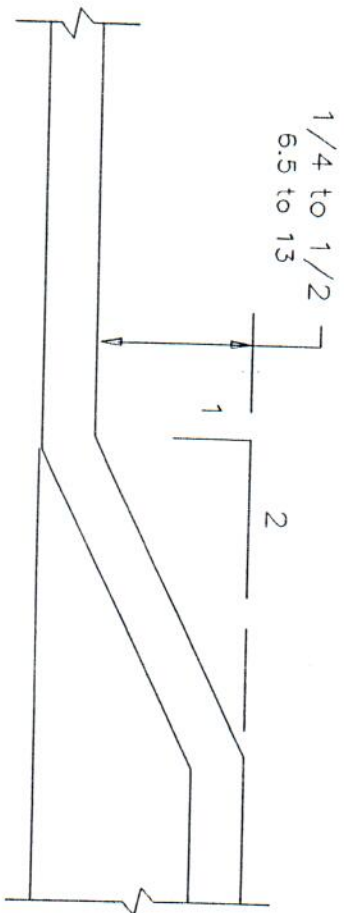


(b)  
T-Shaped Space for 180-Degree Turns

FIG. 3  
Wheelchair Turning Space



(c)  
Changes in level



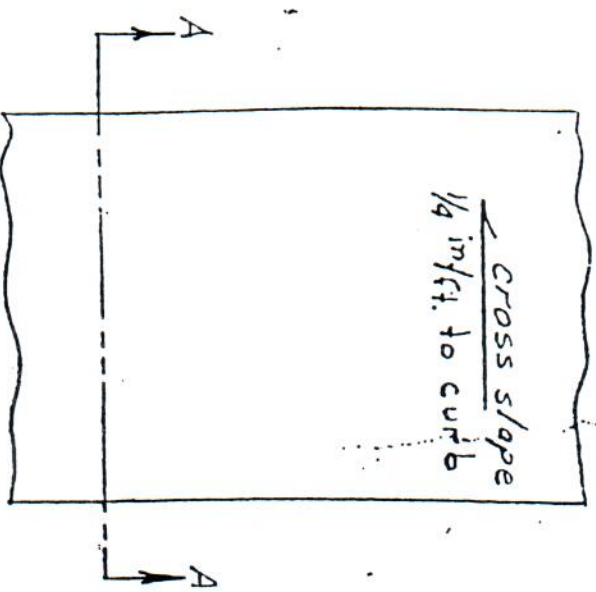
(d)  
Changes in level

FIG. 7  
Accessible Route

Revised spec

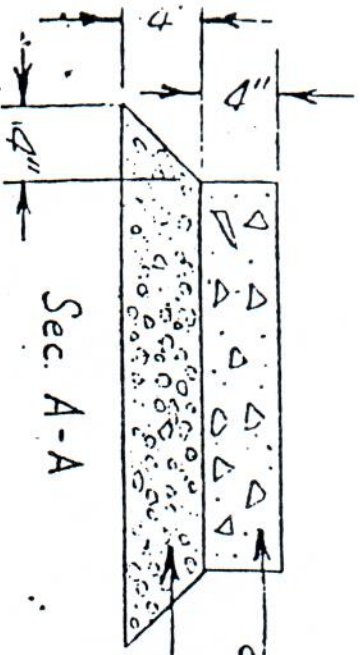
# CONCRETE SIDEWALK

## TYPE 4

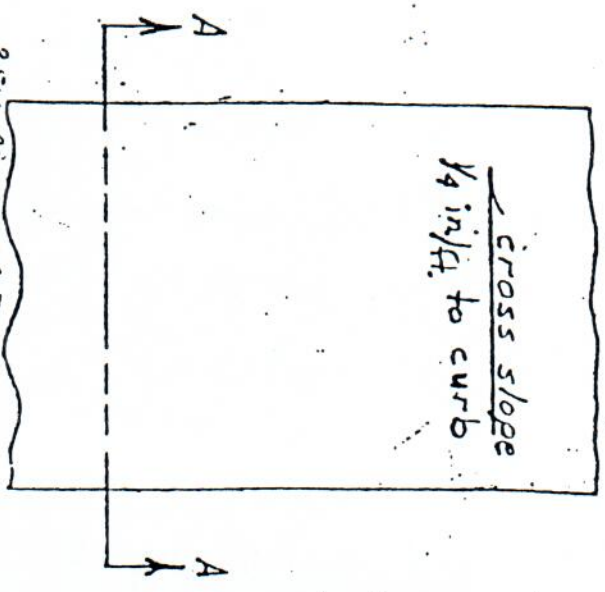


Minimum sidewalk widths are 4 ft. in residential areas, 5 ft. in business areas.

Expansion joints (1/2") at least every 20 ft. and Also Between sidewalk and Curb Whenever New sidewalk Abuts Curbing



## TYPE 6R Driveway Crossing



6" x 6" x #6 welded wire reinforcement

